


PHILIPS

Xitanium

LED driver



Datasheet

Xitanium 100W 0.45A 230V I175C

LED-based light sources are an excellent solution for outdoor environment. They are long-lasting and require low maintenance. However, to get the best out of the LEDs, these light sources require highly reliable and efficient LED Drivers. The new Philips Xitanium Fixed Output and Dimmable (1-10V) LED Outdoor Drivers are specifically designed to deliver reliable performance and protection while meeting the strict performance, approbation and application requirements.

Benefits

Reliability

- Robust design; capable of withstanding harsh outdoor conditions.
- Long lifetime and high survival rate.
- Superior thermal management suitable for outdoor application.
- Backed by 5 year warranty from a company you can trust.
- Consistent waterproof performance through the lifecycle.

Affordable

- Component integration in advanced IC enables cost effective design.
- Proven robustness & reliability secure the lowest luminaire maintenance over time.

Easy to use

- Extreme compact size. fitting with varied luminaires.
- Easy to design-in based on the good thermal management and extra EMI margin

Features

- Proven robustness and reliable electronic driver design.
- Achieving highest efficiencies based on advance technology.
- Long lifetime; 50k hrs@Tc max.
- Extreme compact size, fitting with varied and critical luminaires.
- Suitable for Class I isolated luminaires.
- Authorized certificate: ENEC, CB and CE.

Applications

- Road and street lighting
- Area and flood lighting
- Tunnel lighting
- High-bay lighting

Electrical input data

Specification item	Value	Unit	Condition
Nominal Input Voltage	220...240	V _{ac}	
Input Voltage AC	202...254	V _{ac}	Performance range
Operation Voltage AC	110...305	V _{ac}	Safety operation
Nominal Input Frequency	50...60	Hz	
Input Frequency AC	47...63	Hz	Maximum permissible range
Nominal Input Current	0.77...0.71	A	220V...240V at full load
Maximum Input Current	0.83	A	At 202V
Nominal Input Power	110	W	At 230V at full load
Power Factor	≥0.95		At 230V at full load
Total Harmonic Distortion	≤10	%	At 230V at full load
Efficiency	91	%	At 230V at full load

Electrical Output data

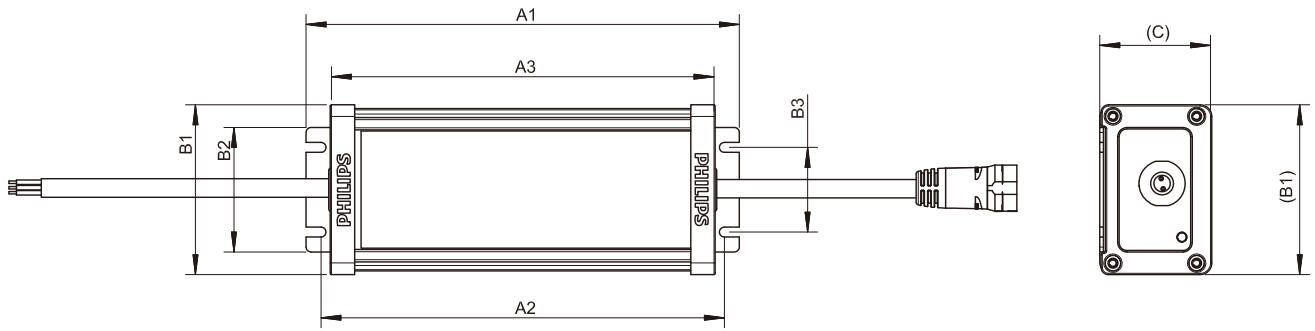
Specification item	Value	Unit	Condition
Regulation Method	Constant Current		
Output Voltage	96...225	V _{dc}	
Output Voltage Max (OCV)	320	V _{dc}	Peak voltage at open circuit
Output Current	450	mA	Performance range
Output Current Tolerance	±5	%	At max. output current, Ta=25 °C (cold start)
Output Current RippleLF	5	%	Ripple = peak / average, at <1kHz
Output Power	100	W	At full load
Galvanic Isolation	Yes		Basic; 2U+1000V

Electrical data controls input

Specification item	Value	Unit	Condition
Control Method	N/A	V	
Digital Interface	N/A		According 2.0 specifications
Mains Control	N/A		Can be configured via MultiOne
Time-based Integrated Control	N/A		Can be configured via MultiOne
Dimming Range	N/A	%	

Wiring & Connections

Specification item	Value	Unit	Condition
Input Wire Size	1.0	mm ²	3-wire cable; 300V/500V rating or higher
Output Wire Size	1.0	mm ²	2-wire cable; 300V/500V rating or higher
Input Wire Length	750 ±30	mm	Out of enclosure
Output Wire Length	220 ±30	mm	Out of enclosure and not including connector length
Control Wire Size	N/A	mm	N/A
Control Wire Length	N/A	mm	



Data Sheet	
Item	Dimensions
A1	175 +0/-2.5
A2	162 +0.5/-2
A3	155 +0.5/-2
B1	68.2 +0.5/-0.5
B2	50 +0.3/-0.3
B3	34 +0.3/-0.3
C	45 +0.5/-0.5
D1	750 +30/-30
D2	220 +30/-30

CE Isolation

Basic Isolation: 2U+1000 V	Input Wires	Output Wires	Chassis
Input Wires	N/A	Basic	Basic
Output Wires	Basic	N/A	Basic
Chassis	Basic	Basic	N/A

Operational Temperature and Humidity

Specification item	Value	Unit	Condition
Ambient Temperature	-40...+55	°C	
T _{case} Maximum	80	°C	Measured at T _c -point
T _{case} Life	70	°C	Measured at T _c -point
T _{case} Cut-Off	85	°C	Power to LEDs is reduced

Storage Temperature and Humidity

Specification item	Value	Unit	Condition
Ambient Temperature	-40...+80	°C	

Lifetime

Specification item	Value	Unit	Condition
Lifetime	100,000	Hours	At T _{case} Life; Survival rate = 90%

Programmable Features

Specification item	Value	Remark	Condition
Adjustable Output Current (AOC)	N/A	Default Output Current = xxx mA	See Design-In Guide
LED Module Temperature Derating(MTP)	N/A		
Constant Lumen Output (CLO)	N/A		
DC Emergency Dimming (DCEmDIM)	N/A		
Corridor Mode	N/A		
Energy Metering	N/A		
Diagnostics	N/A		

Features

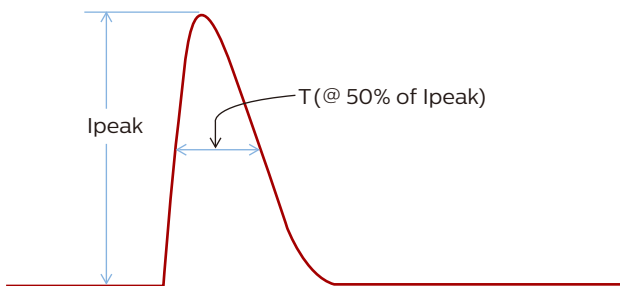
Specification item	Value	Remark	Condition
Over Temperature Protection	Yes	Dim Down	Automatic Recovery
Open Circuit Protection	Yes		Automatic Recovery
Short Circuit Protection	Yes		Automatic Recovery
Over Power Protection	Yes		
Hot Wiring	N/A		
Suitable for fixtures with Protection Class	Class I		

Certificates and Standards

Specification item	Value
Approval Marks	CE / ENEC/ CB
Ingress Protection Rating	IP67

Inrush current

Specification item	Value	Unit	Condition
Inrush Current Ipeak	46	A	At 230Vac
Inrush Current Twidth	440	μs	At 230Vac, measured at 50% Ipeak
Drivers per MCB 16A Type B	≤11	pcs	



Earth LeakageCurrent

Specification item	Value	Unit	Condition
ATypical Touch Current	≤0.7	mA _{pk}	Meets IEC60598; LED module not included

Surge Capability

Specification item	Value	Unit	Condition
Mains Surge Capability Differential Mode	4	KV	L-N, 20Ω
Mains Surge Capability Common Mode	4	KV	L/N-GND, 20Ω

Wiring & Connections

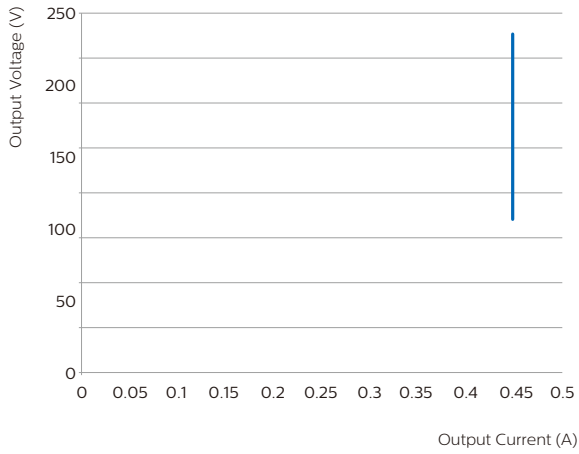
Specification item	Value	Unit	Condition
Length overall	175	mm	
Width overall	68	mm	
Height overall	45	mm	
Mounting Holes Distance	162	mm	
Mounting Holes Width	34	mm	
Mounting Holes Size	5	mm	ForM4 with max head diameter of 10mm
Weight	730	g	

Surge Capability

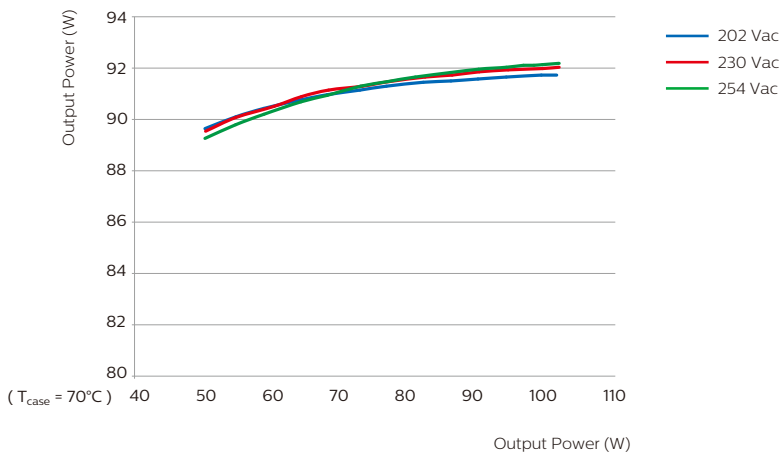
Specification item	Value
Product Name	Xitanium 100W 0.45A 230V I175C
Logistics Code 12NC	9290 014 08280
Pieces per Box	10

Graphs

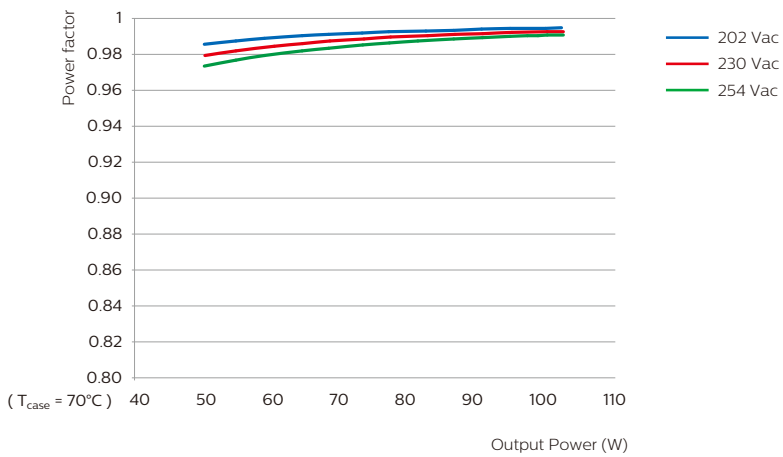
Operating window



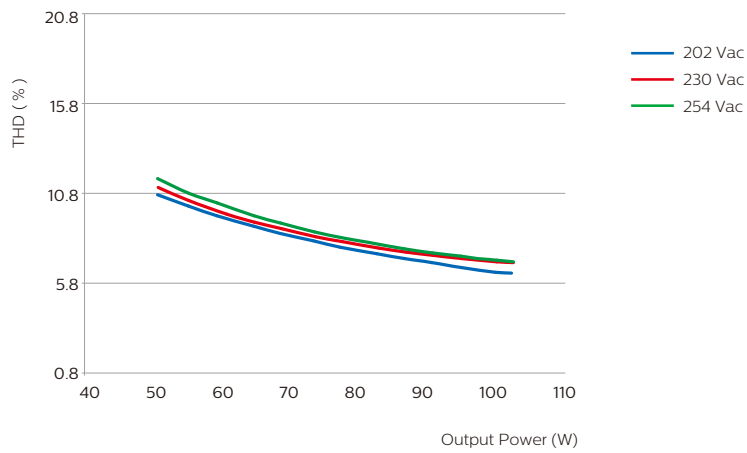
Efficiency versus output power



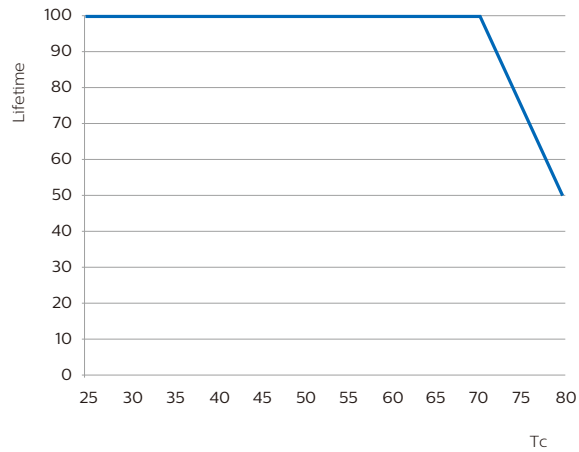
Power factor versus output power



Total Harmonic Distortion (T_{case} = 70°C)



Lifetime vs T_{case}



©2016 Koninklijke Philips Electronics N.V.

All rights reserved. Reproduction in whole or in part is prohibited without the prior written consent of the copyright owner. The information presented in this document does not form part of any quotation or contract, is believed to be accurate and reliable and may be changed without notice. No liability will be accepted by the publisher for any consequence of its use. Publication thereof does not convey nor imply any license under patent- or other industrial or intellectual property rights. Data subject to change.

Date of release: December 20, 2016

www.philips.com/technology